REV	Aender. Mitteil	Beschreibung	durch Datum	gepr. Datum	gen. Datum
-F	ohne	Toleranzen hinzu	re 26.01.09	ww 26.01.09	

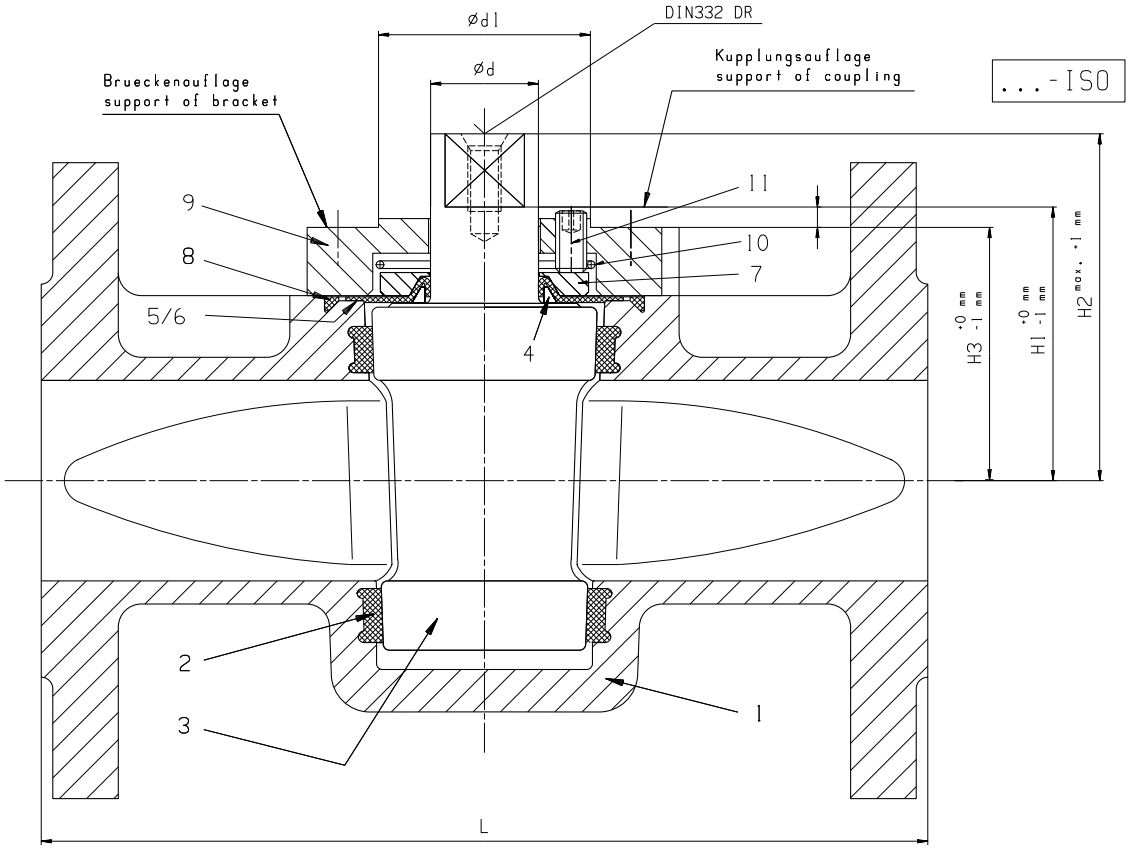

* nur bei/ouly for ...-ISO

12	DECKELSCHRAUBE	COVER SCREW
11	STELLSCHRAUBE	ADJUSTING SCREW
10	STATIKELIMINATOR	STATIC ELIMINATOR
9	DECKEL	COVER
8	DECKELDICHTUNG	COVER SEALING
7	DRUCKRING	THRUST COLLAR
6	STAHL-MEMBRANE	METAL DIAPHRAGM
5	FORMMEMBRANE	FORMED DIAPHRAGM
4	DELTARING	WEDGE RING
3	KUEKEN	PLUG
2	BUECHSE	SLEEVE
1	GEHAEUSE	BODY
Pos.	BENENNUNG	DESCRIPTION

DN	H1	H2	H3	d	SW	M (-D)	F	d1	d2	T (-B)
15/20	37.5	49.5	33	14	11	M5	F04	30	M5	6
25	50	62	43.5	16	11	M6	F05	35	M6	8
40	61	77	54.5	22	14	M8	F07	55	M8	12
50/65	71	90	65	28	19	M10	F07	55	M8	12
80	85	104	79	28	19	M10	F07	55	M8	12
(-C) 80	85	104	79	28	19	M10	F10	70	M10	12
100	106	131	99	32	22.2	M10	F10	70	M10	12
150	160.5	186	134	51	35.5	M10	F12	85	M12	18
200	210.5	236	184	51	35.5	M12	F14	100	M16	20
250	249.5	275	221	63.5	42.5	M12	F14	100	M16	20
300	274.5	300	246	76	50	M12	F16	130	M20	20

Typen,Einbaumasse,Gewichte ect. siehe Prospekt "B"
types,dimensions,weights etc. see brochure "B"

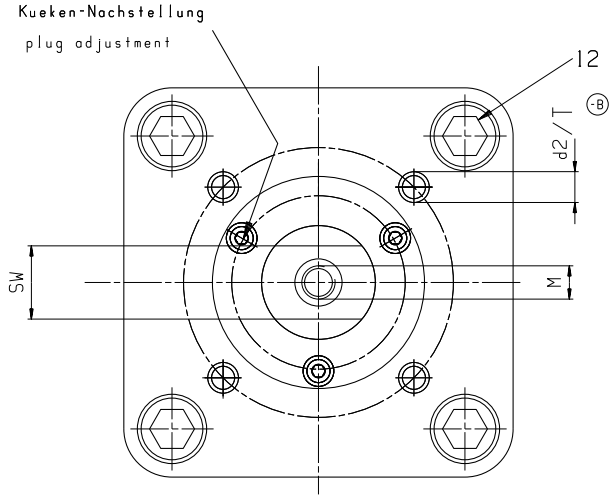

...ISO/FIS

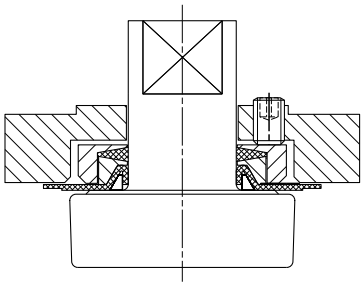

Alle Masse in mm
all dimensions in mm

Allgemeintoleranz nach DINISO 2768 Teil 1m+2K
Tolerance according to DINISO 2768 part 1m+2K

CAD-ZEICHNUNG! Nicht aendern!

Urheberrecht nach DIN ISO 16016
Copyright according to DIN ISO 16016

XOMOX INTERNAT.GMBH&CO
TUFLIN Armaturen
Von-Behring-Str.15
D-88131 Lindau/B

		DN	PN/Class	TYP	MASST
gez	13.12.2000/li				
gep	13.12.2000/ml	--	--	...-ISO ...-ISO-FIS	/
gen	-/-				
Frg					
Ref.Nr.					
Land.Code					

KUEKENHAHN/plug valve
Antr.Montage/actuator mounting acc.to ISO 5211

ZCHNG.NR. 007403 | REV. -F | A2